

COMMERCIAL ROOF REPORT



Customer Information:	Order Number:
1231 xxxxx,xxxxx,xx xxxxx	



Table of Contents	Page
Aerial Photo	2
Summary of Lengths, Areas and Pitches Table	3
Property Photos(North and South View)	4
Property Photos(East and West View)	5
Length Plan	6
Area Measurements	7
Pitch Values	8
Street View	9



Customer Information:

1231 xxxxx,xxxxx,xx xxxxx

Commercial Roof Report

Order Number:

Aerial Photo



Location Map:



Summary of Lengths, Areas and Pitches Table

Total Area (Sq)	39.84	Pitched Planes (Sq)	1.74
Primary Pitch	0:12, 3:12	Flat Planes (Sq)	38.10
Ridges (ft)	12	Valleys (ft)	0
Hips (ft)	0	Rakes + Eaves (ft)	60
Rakes (ft)	15	Step Flashing (ft)	15
Eaves (ft)	45	Total Skylights	0
Apron Flashing (ft)	357	Total RTU'S	6
Solar Panels	0	Parapet Length (ft)	310

Notes: All Measurements are rounded up to the nearest Square foot/ Linear foot where appropriate.

Main Building (Break Down)		Detached Building (Break Down)		Pitches Table (Pitch By Area)	
Total Area (Sqft)	3984	Total Area (Sqft)	0	Pitch/Slope	Area
Ridges (ft)	12	Ridges (ft)	0	0:12	3810
Hips (ft)	0	Hips (ft)	0	3:12	174
Valleys (ft)	0	Valleys (ft)	0	Total	3984
Rakes (ft)	15	Rakes (ft)	0		
Eaves (ft)	45	Eaves (ft)	0		
Rakes + Eaves (ft)	60	Rakes + Eaves (ft)	0		
Apron Flashing (ft)	357	Apron Flashing (ft)	0		
Step Flashing (ft)	15	Step Flashing (ft)	0		
Parapet Length (ft)	310	Parapet Length (ft)	0		



Customer Information:

1231 xxxxx,xxxxx,xx xxxxx

Commercial Roof Report

Order Number:

Property Photos



North Side View



South Side View



Customer Information:

1231 xxxxx,xxxxx,xx xxxxx

Commercial Roof Report

Order Number:

Property Photos



East Side View



West Side View



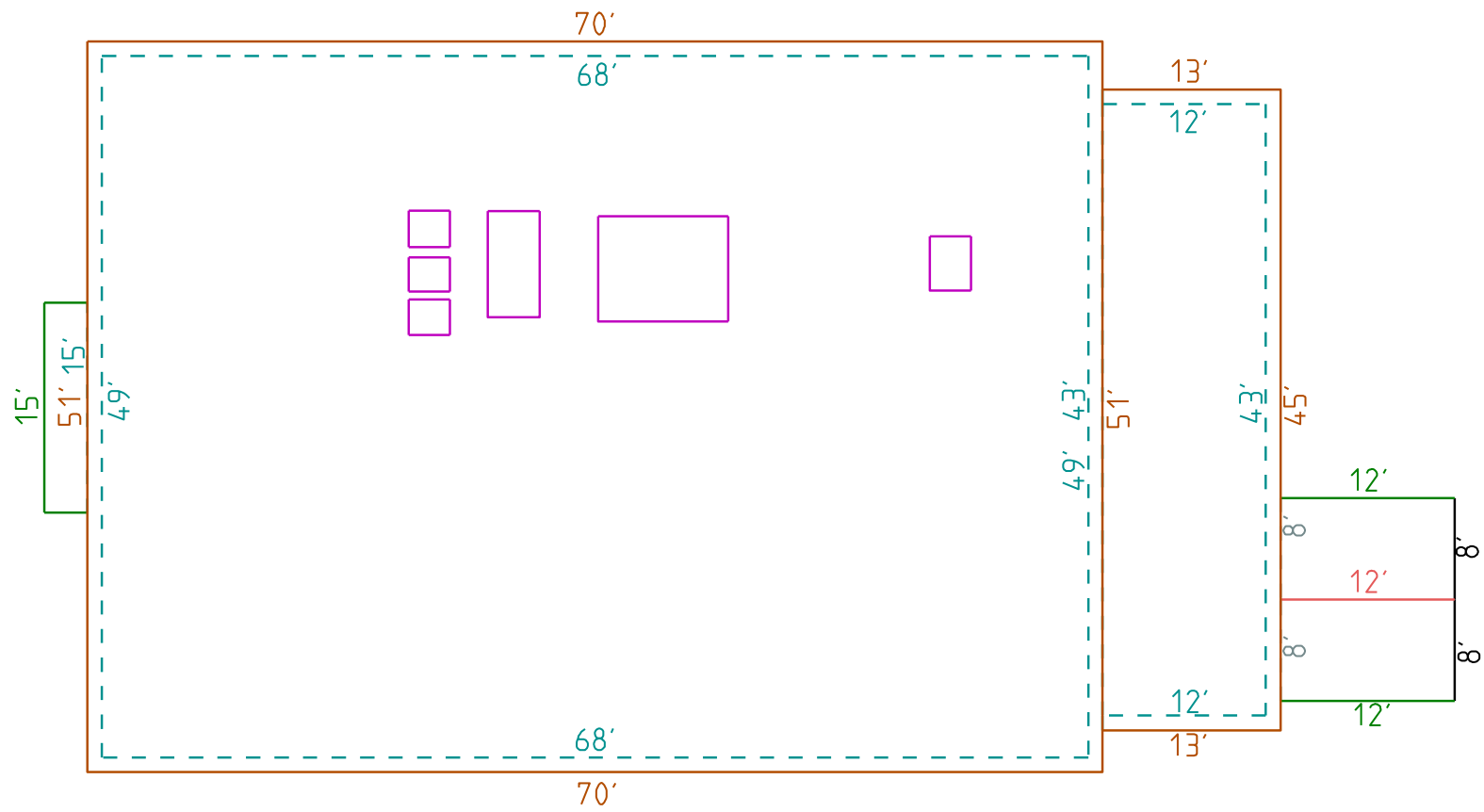
Customer Information:

1231 xxxxx,xxxxx,xx xxxxx

Commercial Roof Report

Order Number:

Length Plan

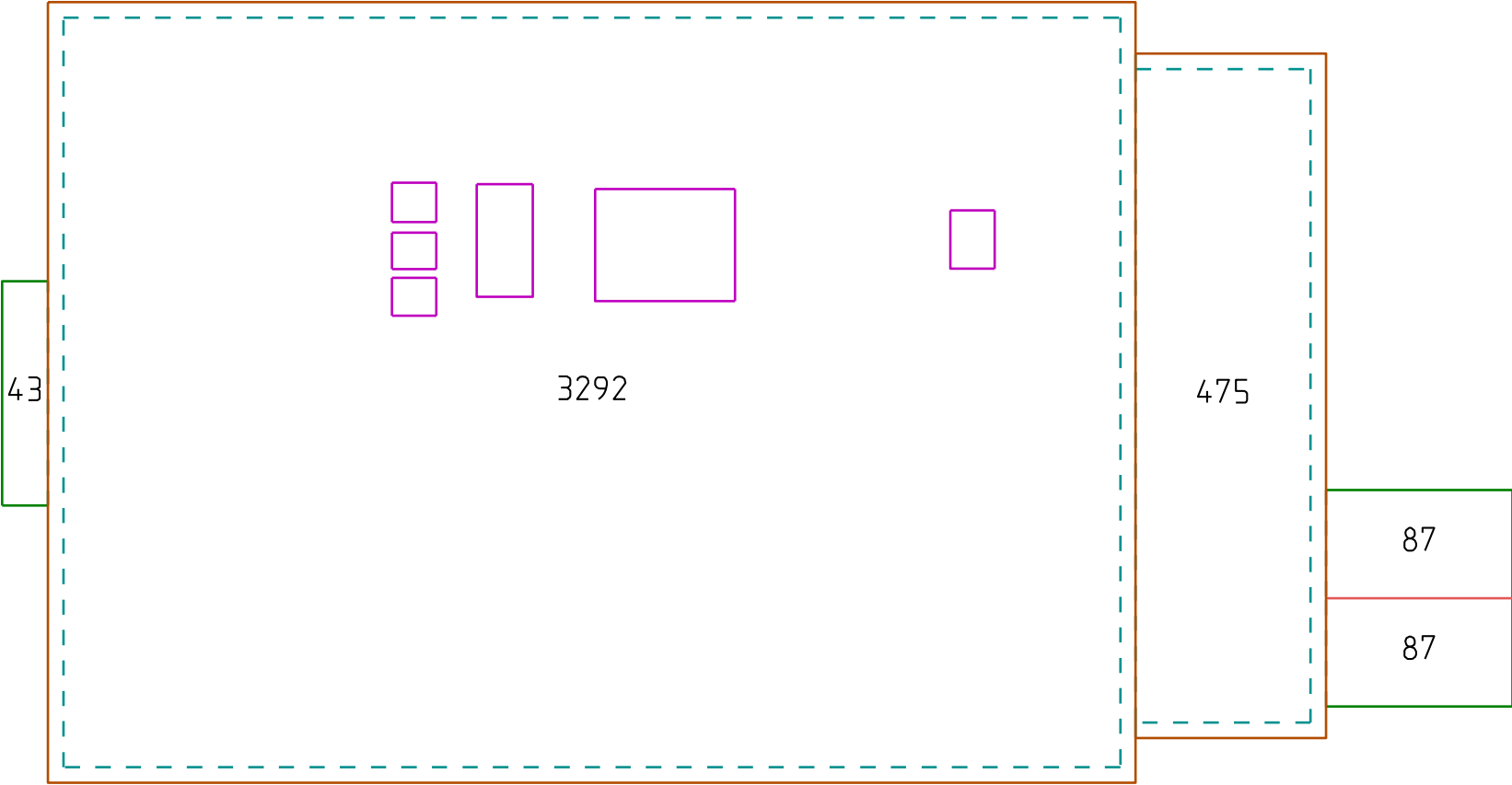


Legend

Eaves = 45ft Rakes = 15ft Ridges = 12ft Hips = 0ft Valleys = 0 ft Apron Flashing= 357 Step Flashing= 15 Parapet Length = 310ft



Area Measurements

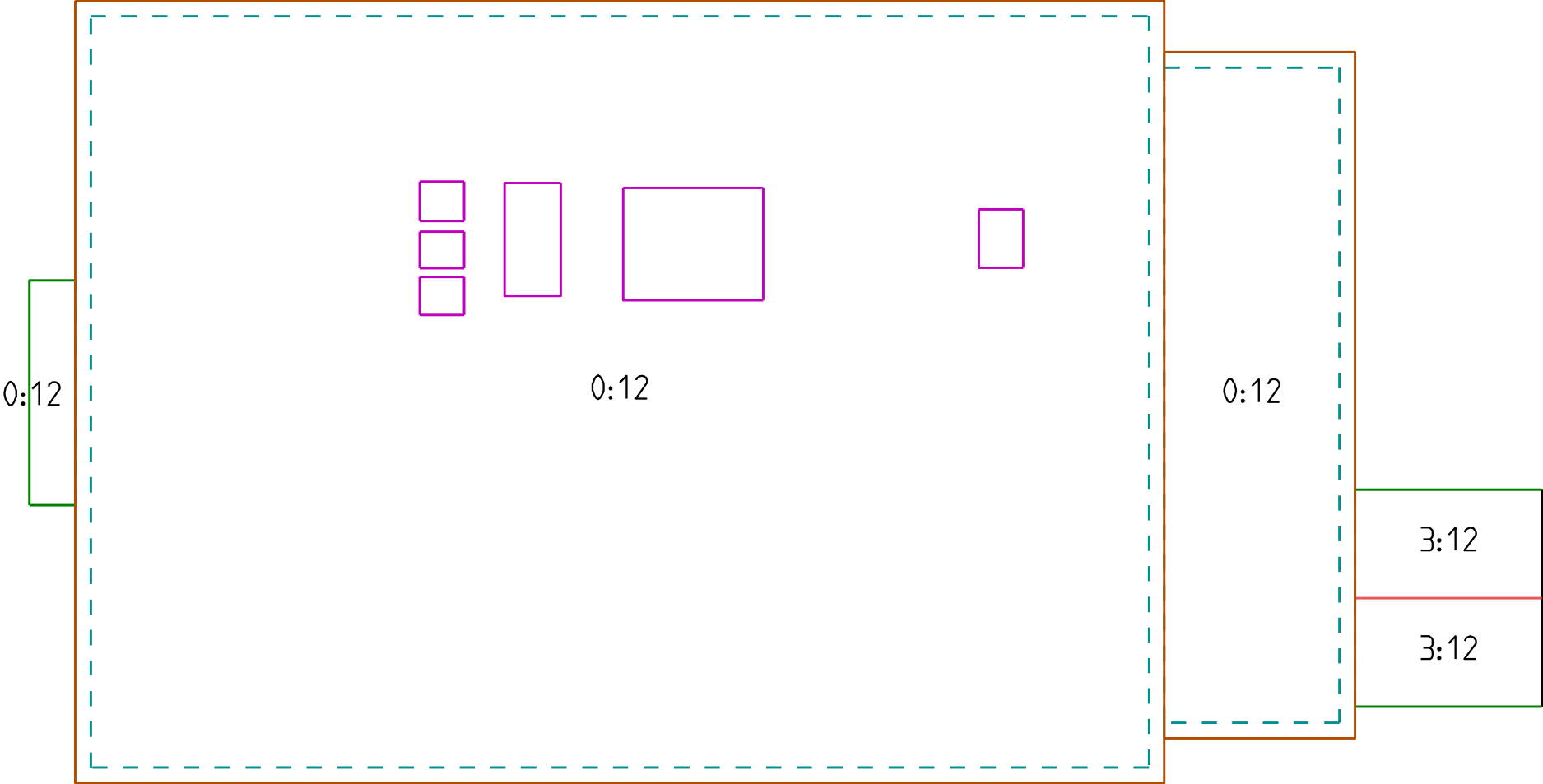


Waste Factor Calculation for (39.84) Sq

5%	10%	12%	15%	18%	20%	25%
41.83	43.82	44.62	45.82	47.01	47.81	49.80



Pitch Values





Customer Information:

1231 xxxxx,xxxxx,xx xxxxx

Commercial Roof Report

Order Number:

Street View

